




T H E   E X E R C I S E   P O O L

# THE BACKYARD FAMILY & FITNESS INNOVATION







## Swim Jet System

The Swim Jet Systems are at the core of the TidalFit Exercise Pool line allowing you to adjust the amount of current you swim against.

## Aquatic Training System

Your TidalFit Exercise Pool can include aquatic training equipment:

### ROWING BARS

Smooth, low-impact, and non-load bearing, rowing spreads the exercise intensity evenly over the body's three major muscle groups: the torso, legs, and arms. This [even distribution of exercise](#) helps tone all muscles, instead of just one group.

### STRENGTH TRAINING - RESISTANT CORDS, CLIPS, AND HANDLES

Resistance cords are used in the TidalFit pool for upper body exercises, specifically designed to [build strength](#) and lumbar core stability. The cords vary in size to accommodate beginners to advanced conditioning.

### STATIONARY RESISTANT SWIM TEATHER

The buoyancy of water provides a virtually weightless environment, allowing you to walk with minimal stress on joints and bones. Walking against the resistance of water also increases the rate at which you [burn calories](#) and strengthen muscles.

THE NEW

# DTL-6

## Dual Temp FIT SPA

The **DTL-6 Dual Temp FitSpa** features a **14-foot exercise pool** with built-in stairs PLUS a luxury **6-foot hot tub** with separate controls. Available in Semi-Inground or Above Ground.

### Dimensions

**168 in. x 163 in. x 54 in.**  
427 cm x 414 cm x 137 cm

### Water Capacity

**2055 gal**      7779 L

### Dry Weight

**3100 lbs**      1406 kg

### Heater

**5.5 kW - 60 Hz** (3.0 kW - 50 Hz)

U.S. Patent No. 10,208,496



### POOL SIDE Dimensions:

**168 in. x 91 in. x 54 in.**      427 cm x 231 cm x 137 cm

Water Capacity:

**1640 gal**      6208 L

Dry Weight:

**2250 lbs**      1021 kg





## SPA SIDE Dimensions:

**72 in. x 91 in. x 54 in.** 183 cm x 231 cm x 137 cm

Water Capacity:      Dry Weight:  
**375 gal** 1420 L      **850 lbs** 386 kg

### • HYDROTHERAPY SYSTEM:

35 Stainless Steel Helix Jets  
(2) 3.0 BHP (1.5 HP continuous) 1-Spd

### • QUAD SWIM JET SYSTEM

(4) Directional 6 in. Swim Jets  
(2) 4.0 HP 1-Spd Swim Pumps (with Speed Control)



THE NEW

# DTL-8

## Dual Temp FIT SPA

The **DTL-8 Dual Temp FitSpa** features a **14-foot exercise pool** with built-in stairs PLUS a luxury **8-foot hot tub** with separate controls. Available in Semi-Inground or Above Ground.

### Dimensions

**168 in. x 182 in. x 54 in.**

427 cm x 462 cm x 137 cm

### Water Capacity

**2100 gal**      7949 L

### Dry Weight

**3197 Lb**      1450 kg

### Heater

**5.5 kW - 60 Hz** (3.0 kW - 50 Hz)

U.S. Patent No. 10,208,496



### POOL SIDE Dimensions:

**168 in. x 91 in. x 54 in.**      427 cm x 231 cm x 137 cm

Water Capacity:      Dry Weight:  
**1640 gal**      6208 L      **2250 lbs**      1021 kg





## SPA SIDE Dimensions:

**91 in. x 91 in. x 54 in.** 231 cm x 231 cm x 137 cm

Water Capacity:      Dry Weight:

**430 gal** 1628 L      **947 lbs** 430 kg

### • HYDROTHERAPY SYSTEM:

**DT-8 45** (2) 5.0 BHP (2.5 HP continuous) 1-Spd  
(1) 3.0 BHP (1.5 HP continuous) 1-Spd

**DT-8 61** (1) 3.0 HP 1-Spd  
(1) 5.0 BHP (2.5 HP continuous) 1-Spd  
(1) 3.0 BHP (1.5 HP continuous) 1-Spd

### • QUAD SWIM JET SYSTEM

- (4) Directional 6 in. Swim Jets
- (2) 4.0 HP 1-Spd Swim Pumps (with Speed Control)



THE NEW

# DT-19

## Dual Temp FIT SPA

The **DT-19 Dual Temp FitSpa** features a **13-foot exercise pool** with built-in stairs **PLUS** a **5 person hot tub with 35 jets** and separate controls. Available in Semi-Inground or Above Ground.

### Dimensions

**231 in. x 91 in. x 54 in.**  
**587 cm x 231 cm x 137 cm**

### Water Capacity


**2010 gal**    7609 L

### Dry Weight

**2939 lbs**    1333 kg

### Heater

**5.5 kW - 60 Hz** (3.0 kW - 50 Hz)



U.S. Patent No. 10,208,496

### SPA SIDE Dimensions:

**72 in. x 91 in. x 54 in.**    183 cm x 231 cm x 137 cm

### Water Capacity:

**375 gal**    1420 L

### Dry Weight:

**850 lbs**    386 kg





CAN Patent No. 2983297

## POOL SIDE Dimensions:

**159 in. x 91 in. x 54 in.**    404 cm x 231 cm x 137 cm

Water Capacity:  
**1635 gal 6189L**

Dry Weight:  
**2089 lbs 948 kg**

### • HYDROTHERAPY SYSTEM:

35 Stainless Steel Helix Jets  
(2) 3.0 BHP (1.5 HP continuous) 1-Spd

### • QUAD SWIM JET SYSTEM

(4) 6 in. Swim Jets  
(2) 3.0 HP 1-Speed Swim Pumps (with Speed Control)

THE NEW

# DT-21

## Dual Temp FITSPA

The **DT-21 Dual Temp FitSpa** features a **13-foot exercise pool** with built-in stairs PLUS an **8-foot luxury hot tub**. Available in Semi-Inground or Above Ground.

### Dimensions

**250 in. x 91 in. x 54 in.**  
**635 cm x 231 cm x 137 cm**

### Water Capacity

**2055 gal**      7779 L

### Dry Weight

**3036 lbs**      1377 kg

### Heater

**5.5 kW - 60 Hz** (3.0 kW - 50 Hz)







U.S. Patent No. 10,208,496

CAN Patent No. 2983297

## SPA SIDE Dimensions

**91 in. x 91 in. x 54 in.** 231 cm x 231 cm x 137 cm

Water Capacity:      Dry Weight:  
**430 gal** 1628 L      **947 lbs** 430 kg

## POOL SIDE Dimensions

**159 in. x 91 in. x 54 in.** 404 cm x 231 cm x 137 cm

Water Capacity:      Dry Weight:  
**1635 gal** 6189 L      **2089 lbs** 948 kg

### • HYDROTHERAPY SYSTEM:

**DT-8 45** (2) 5.0 BHP (2.5 HP continuous) 1-Spd  
(1) 3.0 BHP (1.5 HP continuous) 1-Spd

**DT-8 61** (1) 3.0 HP 1-Spd  
(1) 5.0 BHP (2.5 HP continuous) 1-Spd  
(1) 3.0 BHP (1.5 HP continuous) 1-Spd

### • QUAD SWIM JET SYSTEM

(4) 6 in. Swim Jets  
(2) 3.0 HP 1-Speed Swim Pumps (with Speed Control)


## DUAL TEMP Standard Features

- Warranty:
  - Lifetime Structure<sup>a</sup>
  - 7-Year Surface
  - 5-Year Parts, Labor, Plumbing and Electrical
  - 2 Year Cabinet
- All Seasons Shield Covers
- spaTouch Topside:
  - Color Touchscreen Panel, WiFi Ready(Module Required),
  - Multi-language Interface
- Heater: 5.5 kW for North America (60 Hz), 3.0 kW for Export (50 Hz)
- Maintenance Free Grandwood Cabinet
- Full Foam with ABS Bottom



The warranty printed in the booklet is for the USA only. Please contact your local dealer for relevant warranty document in your region.

## Grandwood Cabinets



Charcoal  
Black



Antique



Java



Grey



Sequoia



Taupe





# POOL Side

- (3) Grab Rails
- 12 V - 5 in. Spa Light
- Hi-Flo Circulation System
- BellagioFall Water Feature
- Quad Swim Jet System
- (4) 6 in. Swim Jets
- (2) 3.0 HP 1-Speed Swim Pumps (with Speed Control)

## POOL Side Acrylics:



Silver Marble

STANDARD



Wispy Blue

STANDARD

# SPA Side

- Helix SS Jet Design
- 12 V - 3.5 in. Spa Light
- Hi-Flo Circulation System with Microfilter
- Dual Footblaster Jets (DT-8)

HP: Horsepower | +Color May Vary Slightly When Purchased Simultaneously On Spa Side and Pool Side  
| Swim Jets Are Rated at 175 GPM | \*Refer to Owner's Manual for Full Description | \*\*Available on  
Semi-Inground Models Only | ~Volumes are measured per APSP-14 testing. Volumes in field may vary by  
customers preference.


## SPA Side Acrylics:

Solid



White

Marble



Silver Marble

Marble



Wispy Blue

Pumps are rated at Brake Horse Power (BHP). BHP is a maximum value measured by the motor manufacturer with no load applied. Dry weight is shipping weight, including package and wooden runners. Dimensions, capacities and weights are approximate. Specifications are subject to change without notice. Spa images have been digitally rendered and may or may not show optional features.


## SPA Side Optional Features

- LED Lighting:
  - 1) DynaBrite (DT-8): (1) 3.5 in., (6) 2 in. LED Light, Tranquility Fall, Air Controls, Clear Footblaster (Optional)
  - 2) DynaBrite (DT-6): (1) 3.5 in., (4) 2 in. LED Light, Tranquility Fall, Air Controls
  - 3) DynaStar LED: (1) 3.5 in., (4) 2 in. LED Light
  - 4) Multicolor 10 LED
- Stereo System:
  - 1) Premium Infinity® Sound System by Harman:
    - Bluetooth Receiver, AM/FM, USB, Auxiliary Input, (4) 3 in. Speakers,
    - (2) 6.5 in. Exterior Speakers, Power Subwoofer,
  - 2) Bluetooth® Music Experience:
    - Bluetooth Receiver, AM/FM, USB, Auxiliary Input, (4) 3 in. Speakers, Subwoofer
  - 3) bba™<sup>2</sup> Audio:
    - Fully Integrated Bluetooth Audio Streaming, (4) 3 in. Speakers, Subwoofer
    - Optional (2) 3 in. Patio Speakers
    - (Stereo System 2, 3, and Advanced Integrated Streaming)
- Worldwide WiFi App Module:
  - Download App for Smart Device to Control Spa Wirelessly
- 18 in. Tranquility Fall
- Pump/Heater Valves
- Footblasters Option (DT-8 Only)
  - Clear LED Footblaster (DynaPoint or DynaBrite LED Required)
- Water Purification:
  - 1) Diamond AOP™
  - 2) Crystal ProPure™ Ozone Mixing Chamber
  - 3) Ozonator
  - 4) FROG® @ease™ with SmartChlor™<sup>++</sup>

<sup>++</sup>Where Allowed By Law

### SPA Side Acrylic Upgrades:

#### Luster Swirls



Tuscan Sun



Midnight Canyon



Storm Clouds



Smoky Mountains

#### Metallix



Glacier Mountain

#### Luster



White Pearl



# POOL Side Optional Features

- LED Lighting:

- 1) DynaBrite: (8) 2 in. Lights, (1) 5 in. Light, Illuminated BellagioFall  
[Illuminates (4) 6 in. Swim Jets]
- 2) Multicolor 10 LED (DTL-14 only)

- Water Purification:

- 1) Diamond AOP™
- 2) Crystal ProPure™ Ozone Mixing Chamber
- 3) Ozonator

- Pump/Heater Valves

- Aquatic Training System:

- 1) Stationary Resistant Swim
- 2) Rowing Bars and Resistant Cords

## SEMI-INGROUND Installation

Partially sunk into the ground, this customization option is top rated for energy efficiency. Able to beautifully blend into your existing landscaping, the Semi-Inground Installation option also allows for the Rock Cabinet upgrade.

### ROCK CABINETS UPGRADE\*

Javastone\*



Sandstone\*



## FOR THE FAMILY

TidalFit Exercise Pools are ideal for families looking for an alternative to a full-sized backyard pool. The more cost-effective TidalFit not only delivers many of the same features as a regular pool, but is also much easier to maintain. Temperature control keeps a TidalFit Exercise Pool in use all year round. An ideal backyard solution for family amusement.

## FOR FITNESS

As a tool for fitness, health and well-being, the swimming and water resistance exercises possible in TidalFit Exercise Pools benefit people of all ages. These low-impact, high-resistance exercises are ideal for achieving general fitness while avoiding injury. Get healthy in the convenience and privacy of your own backyard.





# Dual Temp FitSpas & Exercise Pools



The ideal backyard solution for  
family and fitness.



# Active EP-12

## Dimensions

144 in. x 91 in. x 45 in.

366 cm x 231 cm x 114 cm

## Water Capacity

1195 gal 4524 L

## Dry Weight

1750 lbs 794 kg

## Heater

5.5 kW - 60 Hz (3.0 kW - 50 Hz)





Optional  
Hydrotherapy System

• **HYDROTHERAPY SYSTEM (optional):**

14 Helix Jets, 2 Whirlpool Jets, 5.0 BHP  
(2.5 HP continuous) 1-Spd Pump

Available in:  
• **Above Ground**



## The INTRODUCTION

*The Active EP-12 is the most basic model of the line, an introduction to TidalFit Exercise Pools.*

# ActivePlus EP-12

## Dimensions

144 in. x 91 in. x 52 in.

366 cm x 231 cm x 132 cm

## Water Capacity

1315 gal 4978 L

## Dry Weight

2000 lbs 907 kg

## Heater

5.5 kW - 60 Hz (3.0 kW - 50 Hz)



### • HYDROTHERAPY SYSTEM (optional):

28 Helix Jets, 3.0 HP 1-Spd Pump, BellagioFall

Water Feature

Optional Twin Bench (Hydrotherapy Required) - 12 Helix Jets & 3.0 BHP  
(1.5 HP continuous) 1-Spd Pump





## DOUBLE UP

*The ActivePlus EP-12 features the optional Dual Swim System, Quad Swim Jet System, and Twin Benches.*

# Premium EP-14

## Dimensions

168 in. x 91 in. x 52 in.

427 cm x 231 cm x 132 cm

## Water Capacity

1660 gal 6284 L

## Dry Weight

2250 lbs 1021 kg

## Heater

5.5 kW - 60 Hz (3.0 kW - 50 Hz)



### • HYDROTHERAPY SYSTEM (optional):

28 Helix Jets, 3.0 HP 1-Spd Pump, BellagioFall

Water Feature

### • QUAD SWIM JET SYSTEM (ActivePlus EP-12, EP-14, Core Swimmer, EP-15)

(4) 6.0 in. Swim Jets

(2) 3.0 HP 1-Spd Swim Pump (with Speed Control)




Available in:

- Semi-Inground
- Above Ground



Optional Twin Bench





# Core Swimmer

## Dimensions

169 in. x 91 in. x 54 in.

429 cm x 231 cm x 137 cm

## Water Capacity

1695 gal 6416 L

## Dry Weight

2250 lbs 1021 kg

## Heater

5.5 kW - 60 Hz (3.0 kW - 50 Hz)





• **QUAD SWIM JET SYSTEM (ActivePlus EP-12, EP-14, Core Swimmer, EP-15)**

(4) 6.0 in. Swim Jets

(2) 3.0 HP 1-Spd Swim Pump (with Speed Control)



Available in:

- Semi-Inground
- Above Ground

# Pro EP-15

## Dimensions

180 in. x 91 in. x 60 in.  
457 cm x 231 cm x 152 cm

## Water Capacity

2075 gal 7855 L

## Dry Weight

2400 lbs 1088 kg

## Heater

5.5 kW - 60 Hz (3.0 kW - 50 Hz)







Available in:

- Semi-Inground
- Above Ground



• **HYDROTHERAPY SYSTEM (optional)**

34 Helix Jets, 6.0 BHP (3.0 HP continuous) 1-Spd Pump, BellagioFall Water Feature

• **QUAD SWIM JET SYSTEM (ActivePlus EP-12, EP-14, Core Swimmer, EP-15)**

(4) 6.0 in. Swim Jets

(2) 3.0 HP 1-Spd Swim Pump (with Speed Control)



# THE COMPLETE COLLECTION BY TIDALFIT



**DTL-6**

Dual Temp FITSPA



**DTL-8**

Dual Temp FITSPA



**DT-19**

Dual Temp FITSPA



**DT-21**

Dual Temp FITSPA





Active  
**EP-12**



Premium  
**EP-14**



ActivePlus  
**EP-12**  
(Bench Option)




Core  
**Swimmer**



ActivePlus  
**EP-12**



Pro  
**EP-15**



Premium  
**EP-14**  
(Bench Option)



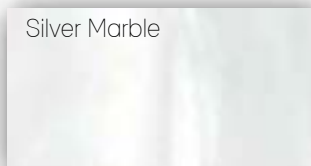
## Standard

- Warranty:
  - Lifetime Structure<sup>a</sup>
  - 7-Year Surface Warranty
  - 5-Year Parts, Labor, Electrical and Plumbing
  - 2-Year Cabinet
- All Seasons Shield Covers
- spaTouch Topside:
  - Color Touchscreen Panel, WiFi Ready (Module Required),
  - Multi-language Interface
- Heater: 5.5 kW for North America (60 Hz), 3.0 kW for Export (50 Hz)
- Maintenance Free Grandwood Cabinet
- Grab Rails: (3) Core Swimmer, (2) EP-14/EP-15, (1) EP-12
- Full Foam with ABS Bottom
- 12 V - 5 in. Spa Light
- Hi-Flo Circulation System



## Acrylics

Silver Marble



STANDARD


Wispy Blue



STANDARD

## Grandwood Cabinets

Charcoal  
Black



Taupe



Java



Grey



Antique



Sequoia



# OPTIONAL FEATURES

## Upgrades

- Quad Swim Jet System (ActivePlus EP-12, EP-14, Core Swimmer, EP-15)
  - (4) 6.0 in. Swim Jets
  - (2) 3.0 HP 1-Spd Swim Pump (with Speed Control)
  - Core Swimmer: BellagioFall Water Feature standard with Quad Swim
  - Note: International EP-14 models equipped with the Dual Bench feature cannot be equipped with Quad Swim Jet System.
- Dual Swim Jet System (ActivePlus EP-12)
  - (2) 6.0 in. Swim Jets
  - (1) 3.0 HP 1-Spd Swim Pump
- Hydrotherapy System:
  - 1) Pro EP-15:
    - 34 Helix Jets, 3.0 HP 1-Spd Pump, BellagioFall Water Feature
  - 2) Premium EP-14:
    - 28 Helix Jets, 3.0 HP 1-Spd Pump, BellagioFall Water Feature
    - Optional Twin Bench (Hydrotherapy Required) - 32 Helix Jets & 2x 3.0 BHP (1.5 HP continuous) 1-Spd Pumps
  - 3) Core Swimmer:
    - N/A
  - 3) ActivePlus EP-12:
    - 28 Helix Jets, 3.0 HP 1-Spd Pump, BellagioFall Water Feature
    - Optional Twin Bench (Hydrotherapy Required) - 12 Helix Jets & 3.0 BHP (1.5 HP continuous) 1-Spd Pump
  - 4) Active EP-12:
    - 14 Helix Jets, 2 Whirlpool Jets, 5.0 BHP (2.5 HP continuous) 1-Spd Pump
- Stereo System :
  - 1) Bluetooth® Music Experience:
    - Bluetooth Receiver, AM/FM, USB, Auxiliary-Input, (4) 3 in. Speakers, Subwoofer
  - 2) bba™ 2 Audio:
    - Fully Integrated Bluetooth Audio Streaming, (4) 3 in. Speakers, Subwoofer
    - Optional (2) 3 in. Patio Speakers
- LED Lighting:
  - 1) DynaBrite Max LED (EP-14/Core Swimmer/EP-15)
    - (12) 2 in. Lights, (1) 5 in. Light, Illuminates Water Feature & 6 in. Swim Jets
  - 2) DynaBrite LED (EP-12)
    - (8) 2 in. Lights, (1) 5 in. Light, Illuminates BellagioFall (Hydrotherapy Required) & 6 in. Swim Jets
  - 3) Multicolor 10 LED
- Water Purification:
  - 1) Diamond AOP™
  - 2) Crystal ProPure™ Ozone Mixing Chamber
  - 3) Ozonator
- Pump/Heater Valves
- Aquatic Training System:
  - 1) Stationary Resistant Swim
  - 2) Rowing Bars and Resistant Cords
- Worldwide WiFi App Module:
  - Download App for Smart Device to Control Exercise Pool Wirelessly

## ROCK CABINETS

\*On Semi-Inground Models Only.

Javastone\*



Sandstone\*



# STEPS AND ROCK STEPS

*Available on Semi-Inground Models Only*

Javastone



Sandstone



Black



Grey



Java



Taupe



## Stereo Systems

### 1) Bluetooth® Music Experience:

Bluetooth Receiver, AM/FM, USB, Auxiliary-Input, (4) 3 in. Speakers, Subwoofer

### 2) bba™<sup>2</sup> Audio:

Fully Integrated Bluetooth Audio Streaming, (4) 3 in. Speakers, Subwoofer

Optional (2) 3 in. Patio Speakers



 **Bluetooth®**







## WiFi App Control

The **WORLDWIDE APP MODULE OPTION**, allows you to access your hot tub using an App on your smart device (Android™ or iPhone®) via a direct connection anywhere in the local proximity of your tub. Gain access anywhere in your house that you can connect to your local WiFi network, or anywhere in the world you have an internet connection to your smart device via 3G, 4G, or WiFi hot spots.

With the App, you can **ensure that your hot tub will be ready whenever you want to take a dip**. The App provides full interface control so you can set the temperature, turn pumps on and off and even set filtration cycles - all from your smartphone or tablet.



\*The app's cloud access cost is free for the first 12 months and then \$24 per year after. If not renewed after 12 months, the app will continue to operate in local mode only.

SMART SPA CONTROL  
OPTION

# WATER PURIFICATION

## CLEAN & PURE SPA WATER

Our water purification systems virtually eliminates the need for chemicals to oxidize contaminants and organics on contact. It converts oxygen molecules “in the air” into ozone. When organics such as bacteria, viruses, and bather load are burned up in the process, it then reverts back to pure, fresh oxygen.

Proven ozone technology effectively removes water impurities and microorganisms, reduces chemical usage and requires less maintenance. Your skin will feel soft, clean and free of harsh chemicals.

**Clean spa water made easy...nature's way.**

## SAVING TIME AND MAINTENANCE

For residential spas that effectively remove water impurities and microorganisms, reduce chemical usage, require less maintenance and provide the convenience of one unit to clean your spa day after day both domestically and internationally.

Proven, reliable and green technology for clean spa water.



## Diamond AOP™



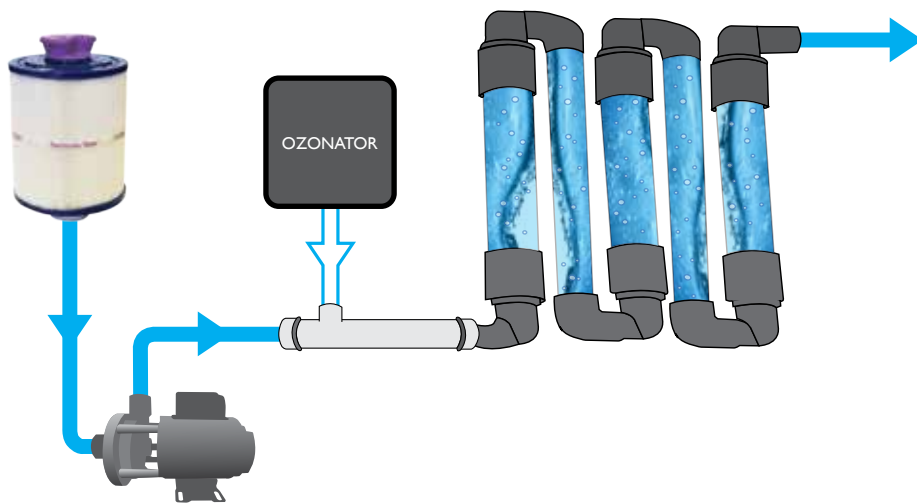
The Diamond AOP™ process combines Microfiltration, high efficiency Circulation Pump, and the AquaNova™ UVC & Ozone Spa Sanitizer, to create a highly advanced oxidation process (AOP) for water purification.



## Crystal ProPure™



Water Purification combines the Ozonator, Dynamic Injector, and the ProPure Mixing Chamber. All components work together to create an innovative water purification system.







### About TidalFit Exercise Pools

The TidalFit exercise pool is built to the same world class quality standards that you would expect from May Manufacturing, LLC, who is renowned throughout the spa industry. Designed with an ideal combination of innovative engineering and artistry, the TidalFit is as constant in quality as it is in efficiency and design. Some of the most discriminating buyers acquire this exercise pool because it is intuitively user friendly, as well as being aesthetically appealing. Simply put, with its quality workmanship and exceptionally attractive features, the TidalFit is in a class of its own. TidalFit was recently seen on the ABC television show *Extreme Makeover Weight Loss Edition*.



[www.TidalFit.com](http://www.TidalFit.com)



Built in the USA for the World: TidalFit is sold in over 68 countries.

