





## **ARTESIAN ELITE**

The most advanced luxury  
spa on the market.











# OUR VISION, TO SHARE WITH YOU

We have dedicated our lives to providing spacious and luxurious designs for you and your family to enjoy. We believe that even a few graceful and luxurious moments spent in one of our state-of-the-art spas will leave you feeling refreshed, renewed and reaching for new heights in your own life.

We also believe that our spas are the perfect addition to your backyard, patio, or even sunroom – making it a great way to entertain guests and spend more time with your loved ones.

Our vision has always been simple - ***provide the most comfortable, luxurious and intimate hydrotherapy solutions on the market.***

# THE ARTESIAN ELITE CLASS

Designed with the utmost precision and care, latest in technological advances and the most comfortable, intimate designs available on the market today.



**PELICAN  
BAY**



**PIPER  
GLEN**



**DOVE  
CANYON**



**QUAIL  
RIDGE**



**EAGLE  
CREST**



# ADJUST EVERY JET IN YOUR SPA

**YOU'RE IN CONTROL** ARTESIAN ELITE spas are built with **DIRECTFLOW Personal Control®** technology that provides less energy consumption which saves you money. Other spas in the market use large, oversized pumps in conjunction with diverter valves that cost more to operate.

With **DIRECTFLOW Personal Control®**, a higher number of small pumps are utilized, which allows for shorter plumbing and control of seats without individual diverter valves. Diverter valves used for distribution can significantly reduce the water flow from the pumps to the jets, which can diminish performance and increase energy consumption. Without these valves, there is a reduction in friction and water flows more powerfully — *giving you the ultimate massage.*





# ULTIMATE CONTROL

Custom Massage Seating | More Efficient | Reduces Operation Cost



**AIR CONTROL** Air Pressure Adjustment

**PUMP SWITCH** Turn Seat Pump On/Off

**VARIABLE FLOW CONTROL** High or Low Jet Pressure






# H2O POWERFLOW JETS

## A NEW SPIN ON SPA JET TECHNOLOGY

The **ARTESIAN ELITE** line showcases a revolutionary breakthrough in hydrotherapy jetting. Each spa features Artesian Spas' own **H<sub>2</sub>O PowerFlow** Jet technology:

- High Flow Rate
- Deep-Tissue Hydrotherapy
- Multiple Jet Sizes for Maximum Massaging
- Strategically Placed to Target Every Part of Your Body



2" H<sub>2</sub>O PowerFlow  
*Direct*

3" H<sub>2</sub>O PowerFlow  
*Mini Roto*

3" H<sub>2</sub>O PowerFlow  
*Mini Massage*

5" H<sub>2</sub>O PowerFlow  
*Roto*

5" H<sub>2</sub>O PowerFlow  
*Hydro Extreme*

7" H<sub>2</sub>O PowerFlow  
*Footblaster*

# DESIGNED FOR YOU

## LUXURY DESIGN

The ARTESIAN ELITE design includes 316L stainless steel jets, maintenance-free cabinetry and a high quality cover. Monarch Cabinetry is made of resilient, high-quality material that ensures a long life for your spa. It's beautifully designed with a rich look and a textured feel. The high-quality cover adds a sophisticated finish to the spa.

## PROGRESSIVE WATER PURIFICATION

Clean water should be easy to maintain. That's why we offer several of the most advanced sanitation system options on the market.

## H<sub>2</sub>O POWERFLOW JETS

The H<sub>2</sub>O PowerFlow Jets are exclusive to the ARTESIAN ELITE line and provide a powerful therapeutic massage. These jets are comprised of *marine grade 316L stainless steel*.

## TOTAL CONTROL

The innovative patented **DIRECTFLOW Personal Control**® technology provides the ultimate personalized control and hydrotherapy massage. The new SpaTouch 2 Topside allows adjustments to be made with the touch of a finger.





# BRIGHT IDEAS

with the **Midnight Glow LED** Optional Feature



# STEREO SYSTEMS

OPTIONAL FEATURES TO ENHANCE YOUR EXPERIENCE



## 1) PREMIUM POLK SOUND SYSTEM:

Bluetooth Receiver, AM/FM, appReady

(4) 2 in. Polk Interior Speakers, Power Subwoofer

Optional 6.5 in. Polk Patio Speakers



**polk**  
ULTRAMARINE  
CERTIFIED







## 2) BBA™2 AUDIO:

Fully Integrated Bluetooth Audio Streaming, (4) 2 in. Polk Interior

Speakers, Subwoofer

Products not shown to scale.  
Specifications are subject to change without notice.

# PELICAN BAY

***The Pelican Bay is the ultimate therapeutic spa experience*** – designed specifically with large families and entertainment in mind. Whether you are looking for a spacious and luxurious design for yourself, or looking to transform your backyard into the neighborhood hot-spot for entertainment, the Pelican Bay is the choice for you. Its unprecedented 9-seat layout provides top-of-the line hydrotherapy comfort, without sacrificing any important performance metrics.

The Pelican Bay is sure to help strategically and systematically alleviate the stresses of everyday life, in an expansive, relaxing and cutting-edge daily getaway.





# SPECIFICATIONS

108 in. x 91 in. x 42 in.  
274 cm x 231 cm x 96 cm

9  
SEATS

5  
PERSONAL  
CONTROLS

71  
HELIX  
JETS

SEATING CAPACITY		9
Dry Weight	1210 lbs	549 kg
WATER CAPACITY	505 GAL	1912 L
Pumps	(5) 3.0 BHP (1.5 HP continuous) 1-Spd	
	(2) 0.25 HP 1-Spd	
DIRECTFLOW		
Personal Control®	5	
JETS DESCRIPTION		
	(2) 7 in. H2O PowerFlow Footblaster	
	(2) 5 in. H2O PowerFlow Hydro Extreme Jet	
	(6) 5 in. H2O PowerFlow Roto Jet	
	(4) 3 in. H2O PowerFlow Multi-Massage Jet	
	(50) 3 in. H2O PowerFlow Mini Roto Jet	
	(6) 2 in. H2O PowerFlow Direct Jet	
	(1) Ozone Jet	

BHP: Brake Horsepower | HP: Horsepower | ~Volumes are measured per APSP-14 testing. Volumes in field may vary by customers preference.

# PIPER GLEN

The Piper Glen has set a new industry-standard with its state-of-the-art hydrotherapy massage experience. Technological advances have created a personalized control system – allowing each person to create a customizable and unique experience, targeting their own individual areas of tension. The luxurious design of the Piper Glen allows you to ease your tension away with a powerful combination of heat and the latest in hydrotherapy technology. ***Say goodbye to sore muscles, tension and stress as you relax your body into a state of euphoria – each and every day!***





# SPECIFICATIONS

91 in. x 91 in. x 42 in.  
231 cm x 231 cm x 96 cm

7  
SEATS

5  
PERSONAL  
CONTROLS

65  
HELIX  
JETS

SEATING CAPACITY			7
Dry Weight		972 lbs	441 kg
WATER CAPACITY			415 GAL      1571 L
Pumps		(5) 3.0 BHP (1.5 HP continuous) 1-Spd	
		(2) 0.25 HP 1-Spd	
DIRECTFLOW			
Personal Control®		5	
JETS DESCRIPTION			
		(2) 7 in. H2O PowerFlow Footblaster	
		(2) 5 in. H2O PowerFlow Hydro Extreme Jet	
		(6) 5 in. H2O PowerFlow Roto Jet	
		(4) 3 in. H2O PowerFlow Multi-Massage Jet	
		(44) 3 in. H2O PowerFlow Mini Roto Jet	
		(6) 2 in. H2O PowerFlow Direct Jet	
		(1) Ozone Jet	

BHP: Brake Horsepower | HP: Horsepower | ~Volumes are measured per APSP-14 testing. Volumes in field may vary by customers preference.

# DOVE CANYON

Vacations may be few and far between, but they don't have to be. Transform your backyard into an unforgettable spa experience with the Dove Canyon. ***Treat yourself daily, all the while reducing your aches and pains in an instant.*** Calm your senses and escape the pressures of your daily routine with this top-of-the-line therapeutic getaway. Equipped with 6 seats, its spacious layout, elegant design and top-notch performance will whisk you away into a vacation-like state of mind.





# SPECIFICATIONS

91 in. x 91 in. x 42 in.  
231 cm x 231 cm x 96 cm

6  
SEATS

5  
PERSONAL  
CONTROLS

67  
HELIX  
JETS

SEATING CAPACITY		6
Dry Weight		1050 lbs      476 kg
WATER CAPACITY		410 GAL      1552 L
Pumps		(5) 3.0 BHP (1.5 HP continuous) 1-Spd (2) 0.25 HP 1-Spd
DIRECTFLOW		
Personal Control®		5
JETS DESCRIPTION		
		(2) 7 in. H2O PowerFlow Footblaster
		(2) 5 in. H2O PowerFlow Hydro Extreme Jet
		(6) 5 in. H2O PowerFlow Roto Jet
		(4) 3 in. H2O PowerFlow Multi-Massage Jet
		(46) 3 in. H2O PowerFlow Mini Roto Jet
		(6) 2 in. H2O PowerFlow Direct Jet
		(1) Ozone Jet

BHP: Brake Horsepower | HP: Horsepower | ~Volumes are measured per APSP-14 testing. Volumes in field may vary by customers preference.

# QUAIL RIDGE

Make your own mental and physical health a top priority this year by implementing the latest in hydrotherapy, the Quail Ridge, as part of your daily routine. The Quail Ridge offers a dedicated lounger with armrests and a dynamic, super-massaging foot and leg well, sure to leave you feeling embraced in a state of unparalleled bliss. Its 4 massage seats coupled with powerful massaging jets will leave you feeling refreshed, renewed and ready to tackle the challenges that await you with an awe-inspiring fluidity and grace. The Quail Ridge is an ***investment that will reward your health and well-being*** for years to come.





# SPECIFICATIONS

91 in. x 79 in. x 42 in.  
231 cm x 200 cm x 89 cm

4  
SEATS

4  
PERSONAL  
CONTROLS

57  
HELIX  
JETS

SEATING CAPACITY		4
Dry Weight		860 lbs      390 kg
WATER CAPACITY		325 GAL      1230 L
Pumps		(4) 3.0 BHP (1.5 HP continuous) 1-Spd (2) 0.25 HP 1-Spd
DIRECTFLOW		
Personal Control®		4
JETS DESCRIPTION		
		(2) 7 in. H2O PowerFlow Footblaster
		(2) 5 in. H2O PowerFlow Hydro Extreme Jet
		(6) 5 in. H2O PowerFlow Roto Jet
		(4) 3 in. H2O PowerFlow Multi-Massage Jet
		(36) 3 in. H2O PowerFlow Mini Roto Jet
		(6) 2 in. H2O PowerFlow Direct Jet
		(1) Ozone Jet

BHP: Brake Horsepower | HP: Horsepower | ~Volumes are measured per APSP-14 testing. Volumes in field may vary by customers preference.

# EAGLE CREST

If you are looking for a cutting-edge **therapeutic spa experience** with an impressive and intimate layout, the Eagle Crest's prolific design is perfect for you. Its powerful and efficient design utilizes the latest technology to provide you with a one-of-a-kind experience – either indoors or outdoors. The Eagle Crest is equipped with 6 luxurious seats and powerful massaging jets which will **whisk you away into a sea of comfort** every time you enter its lavish embrace.





# SPECIFICATIONS

84 in. x 84 in. x 42 in.  
213 cm x 213 cm x 96 cm

6  
SEATS

4  
PERSONAL  
CONTROLS

55  
HELIX  
JETS

SEATING CAPACITY		6
Dry Weight		892 lbs      405 kg
WATER CAPACITY		340 GAL      1287 L
Pumps		(4) 3.0 BHP (1.5 HP continuous) 1-Spd (2) 0.25 HP 1-Spd
DIRECTFLOW		
Personal Control®		4
JETS DESCRIPTION		
		(2) 7 in. H2O PowerFlow Footblaster
		(2) 5 in. H2O PowerFlow Hydro Extreme Jet
		(6) 5 in. H2O PowerFlow Roto Jet
		(4) 3 in. H2O PowerFlow Multi-Massage Jet
		(32) 3 in. H2O PowerFlow Mini Roto Jet
		(8) 2 in. H2O PowerFlow Direct Jet
		(1) Ozone Jet

BHP: Brake Horsepower | HP: Horsepower | ~Volumes are measured per APSP-14 testing.  
Volumes in field may vary by customers preference.

# WIRELESS CONTROL

## BALBOA WORLDWIDE – SPA CONTROL

### Balboa Worldwide WiFi App Module Option

The Worldwide WiFi App Module option, allows you to access your hot tub using an app on your smart device (Android™ or iPhone®) via a direct connection anywhere in the local proximity of your tub. Gain access anywhere in your house that you can connect to your local WiFi network, or anywhere in the world you have an internet connection to your smart device via 3G, 4G or WiFi hot spots.

With the app, you can ensure that your hot tub will be ready whenever you want to take a dip. The app provides full interface control so you can set the temperature, turn pumps on and off and even set filtration cycles—all from your smartphone or tablet.

- Set temperature
- Turn on/off pumps
- Set filtration cycles
- Control LED lighting



The app's cloud access cost is free for the first 12 months and after that is \$24 per year. If not renewed after 12 months, the app will continue to operate in local mode only.





# THE ARTESIAN ELITE CLASS

## STANDARD FEATURES

- Warranty:
  - Lifetime Structure<sup>a</sup>
  - 7-Year Surface
  - 5-Year Parts, Labor, Plumbing and Electrical
  - 2-Year on Monarch Elite Cabinets
- 316L Stainless Steel H2O PowerFlow Jet Design
- Clear Dual Footblaster Jets
- All Seasons Shield Covers
- Full Foam with PermaBase ABS Pan
- WhisperPure™ Circulation System with Microfilter
- Monarch Elite Cabinet
- 24 in. AllegroFall
- (4) BellagioFalls
- DynaBrite Elite LED:
  - (1) 5 in. LED Light, (5) 2 in. LED Lights, Illuminates Clear Dual Footblaster Jets, BellagioFalls, & 24" AllegroFall
- DIRECTFLOW Personal Control® System
- SpaTouch 2 Topside: 3 Zone Lighting Ready, Color LCD Panel, WiFi Ready (Module Required), Multi-language Interface
- Titanium Heater: 5.5 kW North America (60 Hz), 3.0 kW Export (50 Hz)

## OPTIONAL FEATURES


- Stereo System:
  - 1) Premium Polk Sound System:
    - Bluetooth Receiver, AM/FM, appReady
    - (4) 2 in. Polk Interior Speakers, Power Subwoofer
    - Optional 6.5 in. Polk Patio Speakers
  - 2) bba™2 Audio:
    - Fully Integrated Bluetooth Audio Streaming, (4) 2 in. Polk Interior Speakers, Subwoofer
- Midnight Glow LED+++:
  - (4) Corner Cabinet Lighting, (4) Side Kick Rail Lighting
- Water Purification:
  - 1) Diamond AOP™
  - 2) Crystal Propure™ Ozone Mixing Chamber
  - 3) Ozonator
  - 4) FROG® @ease™ with SmartChlor™++
- Pump/Heater Valves
- Worldwide WiFi App Module
  - Download App for Smart Device to Control Spa Wirelessly

# ACRYLIC SHELL OPTIONS



Artesian Spas proudly offers cast acrylic shells with an extra level of protection against mold and mildew by using technology that inhibits the growth of bacteria causing odors or stains between cleaning.

## STANDARD



SOLID, White



GRANITE, Sierra\*\*



MARBLE, Silver Marble\*\*



LUSTER, White Pearl\*\*



MARBLE, Wispy Blue

## UPGRADES



LUSTER SWIRL\*,  
Tuscan Sun\*\*



LUSTER SWIRL\*,  
Midnight Canyon\*\*



LUSTER SWIRL\*,  
Storm Clouds



LUSTER SWIRL\*,  
Smoky Mountains\*\*



METALLIX\*,  
Glacier Mountain\*\*



\*Upgrade Colors | \*\*Pelican Bay Available in Only These Colors | ++Where Allowed By Law | ~Volumes are measured per APSP-14 testing. Volumes in field may vary by customers preference.



# MONARCH CABINETRY

Beautiful, long-lasting Monarch Cabinetry adds years of maintenance-free life to your spa. Panels are made of a durable material that can withstand severe weather conditions and require no painting or staining.

Mocha



Smoke



Noir



Sea Oats



## ROCK CABINETS

Sandstone



Javastone



# MONARCH STEPS

These steps are available in the same color options as the spa cabinetry, so they will match the spa seamlessly.

Smoke



Noir



Sea Oats



Mocha



Sandstone



Javastone





# ALL SEASONS SHIELD COVERS

Our **ALL SEASONS SHIELD** fabric is 100% solution-dyed polyester that's light-weight, extremely durable, environmentally superior and does not absorb water.



Midnight



Pinot



Stone




Sea Oats



# PURIFICATION *at its best*

## ARTESIAN ELITE brings you the most progressive Diamond AOP™ Water Purification System

The Diamond AOP™ process combines Microfiltration, high efficiency Circulation Pump, and the AquaNova™ UVC & Ozone Spa Sanitizer, to create a highly advanced oxidation process (AOP) for water purification.



ARTESIAN ELITE brings you the patented in-line FROG® @ease™ system.



This breakthrough system in water-care combines Fresh Mineral Water™ with SmartChlor™ Technology to provide cleaner, clearer and softer spa water that's far easier to maintain.



ARTESIAN SPAS™  
WELLNESS FOR EVERY BODY

Corporate Office:  
4720 N. Lamb Blvd. | Las Vegas, Nevada 89115



Built in the USA for the World:  
Artesian Spas are sold in over 68 countries.



ARTESIANSPPAS.COM



Specifications are subject to change without notice. Spa images have been digitally rendered and may or may not show optional features.

© 2021 Artesian Spas (May Manufacturing, LLC) | Printed in the USA 03/2021